

ASEEDER
国际理科测评
说明文件

2026

英国物理测评（中&高级）
/ IPC&SPC Online

Instructions

Enrich Your Learning for Future

目录

第一部分：考试须知.....	1
一、 时间安排.....	1
二、 考生行为规范（请认真阅读）	2
三、 考试注意事项	3
第二部分：监考设备及在线考试系统说明	4
一、 腾讯会议监考平台	4
二、 在线考试系统	6
第三部分：Q&A	10
第四部分：微信答疑服务	11
【更多项目资讯可关注阿思丹国际学术挑战】	11

第一部分：考试须知

一、时间安排

考前准备		
时 间	事 项	相关网址及二维码
1 月 27 日 18:00 - 1 月 30 日 18:00	<p>①信息查询 (扫描二维码, 登录微信小程序“阿思丹国际学术挑战”, 点击【我的报名】- 对应项目 - 【信息查询】, 查询重要考试信息: 考生账号和密码、腾讯会议号和密码等) 注: 模考与正式考试信息一致 点击此链接阅读在线监考知情书</p>	
1 月 27 日 18:00 - 1 月 30 日 16:00	<p>②在线模考 (测试考试电脑)</p>	<p>官网: https://www.seedasdan.asia/ipcspc/ 点击右上角【考试入口/Exam Entry】</p>
1 月 30 日 16:00 - 1 月 30 日 16:30	<p>③设备调试 (调整手机监考设备位置)</p>	<p>中国大陆手机号使用【腾讯会议】 下载地址: https://meeting.tencent.com/mobile/ 非中国大陆手机号使用【VooV】 下载地址: https://voovmeeting.com/mobile/</p>

正式考试 (1 月 30 日)	
时 间	事 项
16:00	加入腾讯会议, 设备调试
16:30	登录考试系统, 进入开考倒计时页面
16:45	身份核验, 听从监考人员宣读考试规则
17:00-18:00	作答时间: 60 分钟

成绩查询/证书下载: 活动结束后 6-8 周左右, 登录“阿思丹国际学术挑战”微信小程序【我的报名】- 点击对应项目 - 【成绩查询】/【证书下载】

二、考生行为规范 (请认真阅读)

为确保在线考试的公平公正，考试过程中考试系统实时抓拍、腾讯会议全程视频录制、第三方录屏软件全程视频录像三重防作弊监考。请各位考生严格遵守在线考试规则，共同维护公平公正的考试环境。

- 考试环境及监考设备摆放要求：

1. 在安静、光线充足、网络稳定且无任何干扰的房间内独立完成考试；
2. 监考手机全程加入腾讯会议，架设在考试位置侧后方 1.5-2 米处，高于考生坐下后的高度（推荐使用落地式手机支架），确保监考画面始终出现考生的双手及全身，考试设备的屏幕以及考生周围环境，考试桌面保持干净。

样例图示如下：



- 考试期间，如出现（包含但不限于）以下行为，**均被视为违规作弊行为**：

1. 在图书馆、咖啡厅/餐厅等公共场所，机构教室或机构老师办公室参与考试；
 2. 不开启考试设备及监考设备摄像头，摄像头黑屏超过 5 分钟，故意遮挡摄像头，逆光拍摄，影响正常监控画面拍摄，故意遮挡面部、手部、桌面、电脑画面；
 3. 频繁、大幅度变换身体位置和姿势，随意离座，未经许可离开监考设备及考试系统监考画面；
 4. 他人身旁指导，替考，与他人交流（说话），周围出现无关人员等；
 5. 翻阅书籍、笔记，查询资料、夹带、旁窥、抄袭，桌面出现与考试相关的书本等物品等；
 6. 使用手机等电子设备，通过手机电话连线语音咨询，通过微信、QQ 等聊天软件咨询他人等；
 7. 异地登录、异常 IP 地址登录或多设备同时登录考试系统；
 8. 开启安全卫士、电脑管家，各类通讯软件，具有投屏功能、直播功能的软件（如乐播），远程协作工具（如向日葵、Teamview），使用海外 IP 和网络的网络代理程序及 VPN 程序，使用浏览器自带翻译等；
 9. 其他任何影响考试公平性行为；
- 违规作弊行为处理办法：
 1. 考生出现任何违规作弊行为，考试成绩无效；
 2. 情节严重者将被划入考生黑名单，永久禁止参加 ASEEDER 组织的各项测评及活动；
 3. 违规作弊行为将被通报给所在学校，以及包括牛剑在内的各大名校。
 - 参与买卖题目和答案属于**违法行为**，ASEEDER 有权追究法律责任。
 - 为共同维护公平公正的考试环境，ASEEDER 鼓励考生匿名举报一切违规行为，并将密切调查和严肃处理所有真实准确的举报。

- ASEEDER 有权对考生结果进行复核。收到复核通知后，考生须在规定时间内按照要求提交相关成绩证明材料。如未在规定时间内完成，则成绩无效。

三、 考试注意事项

1. **作答说明：**40 道选择题，每题 1 分（具体以实际为准）。请在考试系统中根据题目要求作答，组委会以考试系统提交的答案为准；

2. **时间节点说明：**考前 1 小时加入腾讯会议，考前 30 分钟登录线上考试系统；考试开始，系统自动开始倒计时；考试开始 **15 分钟**后，迟到考生不得登录考试系统参加考试；本次考试**允许提前 5 分钟交卷**，考试结束前，考生不得擅自退出考试系统和监考会议，考试结束，系统将会自动交卷。

3. 使用物品说明：

➤ 允许携带物品：

- (1) 有效身份证件（身份证/护照/户口本/学生证）
- (2) 空白草稿纸、黑色或蓝色签字笔、铅笔、橡皮、直尺
- (3) 简单无编程计算器；

➤ **严禁**携带物品：

- (1) 智能手表、移动电话、耳机或其他电子设备
- (2) 除考试允许使用的文具以外的任何物品

第二部分：监考设备及在线考试系统说明

一、腾讯会议监考平台

1. 下载及使用 为保证监考会议顺利进行，务必下载最新版腾讯会议 app。

(1) 下载方式：

- IOS 设备：打开 APP Store，搜索“腾讯会议”，点击下载；
- 安卓设备：进入应用市场，搜索“腾讯会议”，点击下载；若应用市场里没有，则通过官网下载



IOS-APP Store



安卓-应用市场

中国大陆手机号使用【腾讯会议】下载地址：<https://meeting.tencent.com/mobile/>

非中国大陆手机号使用【VooV】下载地址：<https://voovmeeting.com/mobile/>】



(2) 加入方式：

①使用微信或手机号登录，勾选“我已阅读并同意《服务协议》和《隐私政策》”；

②点击加入会议，输入会议号，姓名填写为考生账号+姓名，会议号和密码、考生账号等信息以微信小程序

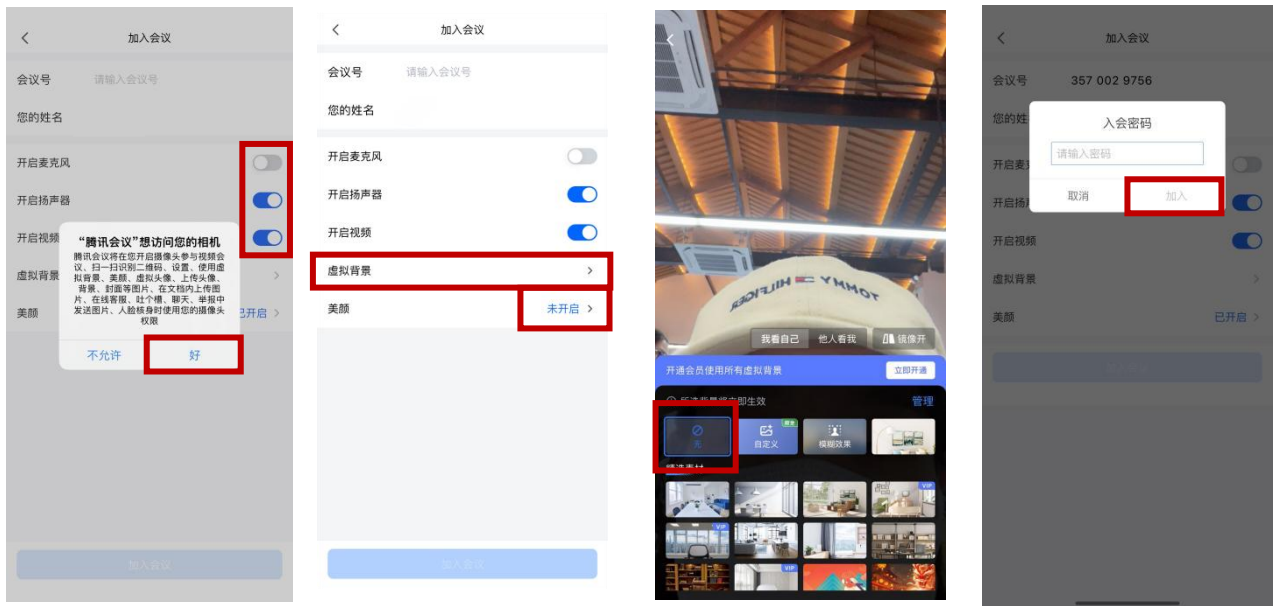
“阿思丹国际学术挑战” > 我的报名 > 对应项目 > 信息查询中查到的为准；



③不勾选开启麦克风，勾选开启扬声器和开启视频，允许腾讯会议访问相机，点击虚拟背景，**选择“无”**。

监考会议**不**允许开启虚拟背景和美颜，进入会议前务必准确设置；

④输入会议密码，点击加入；



2. 监考设备要求：点击[链接](#)，查看摆放要求

(1) 请准备配备高清摄像头和麦克风的移动设备如手机、iPad 等，考试期间全程进入腾讯会议监考平台；

(2) 摆放要求：考试期间监考画面务必出现考生本人双手及全身、答题设备的屏幕桌面、以及考生周围环境，不要逆光拍摄。考试桌面保持干净，清除任何与考试相关的书本等物品。规范图示如下；



(3) 手机务必取消自动息屏，手机在充电情况下永不息屏设置方式如下：

- IOS 设备：在设置 > 显示与亮度 > 自动锁定内，设置为“永不”；
- 安卓设备：需先开启“开发人员选项/开发者选项”，由于每个品牌机型的开发者选项操作步骤不同，请自行百度搜索本人手机品牌的开发者选项如何开启。开启开发者选项后，在开发者选项内，开启“不锁定屏幕（充电时屏幕不会休眠）”。



(4) 开启 WIFI，保持 WIFI 网络畅通；关闭除腾讯会议外的其他所有应用，务必保证手机电量充足，防止中途电话打入或其他软件干扰监考；

(5) 务必打开腾讯会议的**音频和视频**，确保考试期间考生能听到监考老师发出的指令，并让监考老师实时监控考生考试状态。

(6) 参会名称务必修改为考生账号+姓名，例如“012345 张小明”。

(7) **手机监考设备要求正式考试与设备调试一致。**



监考设备调试

二、在线考试系统

1. 正式考试入口：<https://www.seedasdan.asia/ipcspc/>

2. 考试设备要求：

● **仅支持笔记本电脑或台式电脑（不支持 Pad、手机或其他移动设备），摄像头可以正常使用**

➤ 电脑配置：Windows 电脑：内存：8G，CPU 四核；MacOS 电脑：推荐酷睿 i5，M1，M2CPU

➤ 电脑系统：Win10 及以上；Mac ios11 及以上

➤ 浏览器：推荐最新版的 Google Chrome 浏览器（谷歌浏览器）

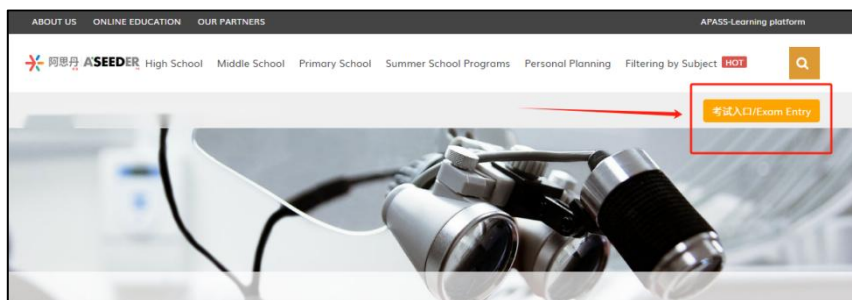
➤ 网络带宽：不低于 20Mbps，建议使用 50Mbps 及以上的独立光纤网络

➤ 其他（必备）：需要电脑配备高清摄像头（电脑自带或外接）

*由于网络问题导致学生无法正常考试而影响考试成绩，项目组不接受此类申诉，以考试系统提交的答案为准

3. 在线考试系统操作指南

第一步：登录官网，点击右上角
按钮【考试入口/Exam Entry】



第二步：输入查询到的考生账号和密码，登录考试系统

请输入考生账号/Enter Account Number

请输入登录密码/Password

登录/Log in

第三步：登录成功后，选择对应考试

我的考试

全部考试

分类：正式测评 测试 模拟测试

点进右上角，可切换语言

王小明

个人信息

中文

退出登录

Formal Exam

Test - 正式考试

不限考试次数

第四步：进入开考倒计时页面，点击开始

Formal Exam

00 时 03 分 35 秒

考生账号: 退出登录 考生姓名: 王小明

考试时长: 180分钟

开始Start

第五步：阅读在线测评须知，勾选“阅读并同意”

在线测评须知 / Notice for Online Exam

姓名: 王小明 账号: WXS

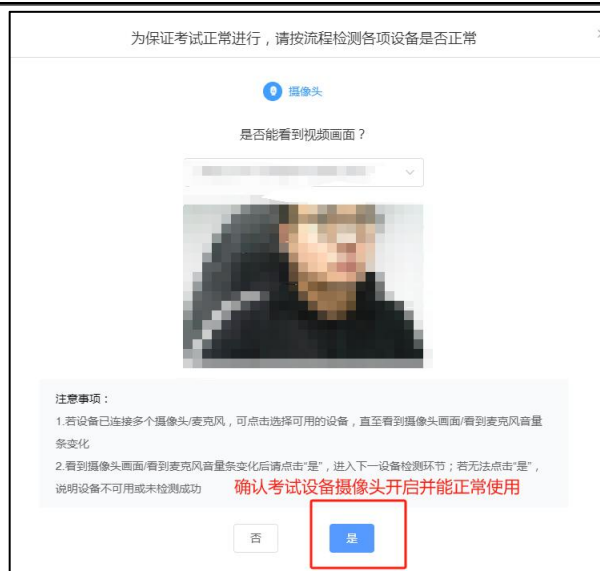
我保证全程由自己独立完成，不查阅任何资料，不向任何人求助！

点击链接查看在线说明 [在线说明](#)

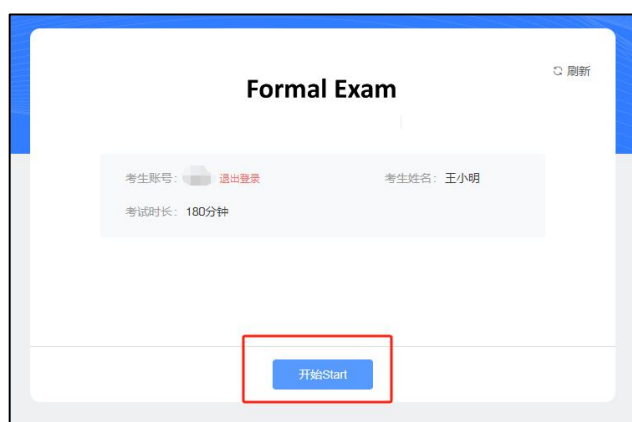
☒ 我已阅读并同意《在线测评须知 / Notice for Online Exam》

确定

第六步：检查考试设备摄像头，
确认正常后点击“返回考试入口”



第七步：倒计时结束，点击“开始/Start”



第八步：答题页面操作方式参考

图中注释

交卷前，确认左侧答题区域已答题的题号变蓝。如未变蓝，在网络良好的环境下重新提交答案，否则系统无法识别，视为无效答案。已答题题号为蓝色，答案自动保存。考试时间结束，系统自动结束答题页面

若题目不能完全显示或者有遮挡，可点击图中中间部分下拉



在线模考及考试系统说明

第三部分：Q&A

问：我是居家在线考生，我需要下载打印准考证吗？

答：不需要。居家在线考生需要登录微信小程序“阿思丹国际学术挑战”，点击【我的报名】- 对应项目 - 【信息查询】，获取腾讯会议号和密码、考生账号和密码等重要考试信息。

问：我想进入腾讯会议测试，为什么显示无法进入/会议号无效/密码错误？

答：腾讯会议仅在设备调试和正式考试开放，其他时间无法进入，请在规定时间内进入会议。如在规定时间内无法进入会议，可扫描下页微信答疑二维码联系 ASEEDER 工作人员咨询。

问：学生在学校/去上课了/有其他安排，无法参与设备调试环节，怎么办？

答：家长可以代为调试，在规定时间内进入会议，听从监考老师的指导完成。

问：我没有身份证，怎么办？

答：准备有效身份证件，身份证、护照、户口本、学生证，以上任意一种均可。

问：监考设备可以使用平板/Pad 吗？

答：考试采用三重防作弊监考，因此每个考生均需准备 1 个考试设备和 1 个监考设备，监考设备全程加入腾讯会议。摄像头、麦克风可以正常使用的平板/Pad、手机都可以作为监考设备，必须下载腾讯会议 app，不能使用网页版或小程序加入会议。

问：考试系统里没有试卷，怎么办？

答：模考试卷的开放时间以文件通知为准，正式考试试卷将在考试开始前 1 小时左右开放，其他时间无试卷显示。如在开放时间内未显示试卷，刷新页面，点击右上角姓名处旁边的小箭头，退出登录，确认使用当场考试信息查询中查到的考生账号和密码进入系统。如仍无试卷，请在聊天框私聊腾讯会议内监考老师，或扫描下页微信答疑二维码联系 ASEEDER 工作人员咨询。

问：考试期间遇到问题，我该怎么办？

答：正式考试期间，腾讯会议内不允许学生和家长开麦。如有任何问题，请在聊天框私聊监考老师，或扫描下页微信答疑二维码联系 ASEEDER 工作人员咨询。

第四部分：微信答疑服务

请扫描下方二维码，点击【转人工(Manual Service)】，提示已接入人工服务后咨询。（考试期间请勿使用监考手机联系）



【更多项目资讯可关注阿思丹国际学术挑战】



阿思丹香港(ASEEDER)

2026 年 1 月

ASEEDER

北京：朝阳区光华路 9 号 SOHO 2 期 A 座 9-6

上海：杨浦区政立路 489 号凯德国正中心 2 号楼 1702 室

深圳：龙华区宝山时代大厦 27 层 2712-2713

成都：武侯区科华北路 62 号力宝大厦北区 21 F

网站：www.seedasdan.asia

电话：400-9999-615

邮箱：science@seedasdan.asia



ASEEDER

ASEEDER STEM Challenges Guidance

2026

Intermediate & Senior Physics
Challenge Online

Instructions

Enrich Your Learning for Future


Table of Contents

Part 1: Exam Instructions	1
I. Schedule	1
II. Examination Code of Conduct (please read carefully)	2
III. Important Notes	3
Part 2: Guidance for Use of Proctoring and Exam System	4
I. Tencent Meeting (VooV) as a proctoring platform	4
II. Exam System	6
Part 3: Q&A	10
Part 4: Wechat Q&A Service	11
【Subscribe ASEEDER Limited for More Information】	11

Part 1: Exam Instructions

I. Schedule

Preparation before the Formal Exam

Time	To Do List	Website & QR code
18:00 Jan. 27 - 18:00 Jan. 30	<p>① Access your Exam Information (Log into the Wechat Mini Program “ASEEDER Limited”, click on 【My registration】 - the corresponding competition - 【Information Inquiry】 , including important exam information: account number and password, Tencent Meeting (VooV) meeting ID and password, etc)</p> <p>*The mock exam is consistent with the formal exam information</p> <p>Click this link and read the Permission Slip</p>	
18:00 Jan. 27 - 16:00 Jan. 30	<p>② Take the Online Mock Exam</p> <p>(Test on the same computer you will be taking)</p>	<p>Formal Exam: https://www.seedasdan.asia/en/ipcspc-en/</p> <p>Click on the upper right corner button 【考试入口/Exam Entry】</p>
16:00 Jan. 30 - 16:30 Jan. 30	<p>③ Preset Camera Position</p> <p>(Adjust the position of the proctoring device)</p>	<p>【Tencent Meeting】 Download (for Users with China mainland mobile numbers): https://meeting.tencent.com/mobile/</p> <p>【VooV】 Download (for Users with other area mobile numbers): https://voovmeeting.com/mobile/</p>

Formal Exam (Jan 30)

Time	Items
16:00	Join the Tencent Meeting (VooV), and Preset Camera Position
16:30	Log into the exam system, and enter the countdown interface
16:45	Verify Identity and Listen to the Exam Rules
17:00-18:00	Answering Time: 60 minutes

Inquire Score/Download Certificate: 6-8 weeks after the formal exam, log into Wechat Mini Program “ASEEDER Limited”, click on 【Program】 - the corresponding competition - 【Score Inquiry】 / 【Certificate Download】

II. Examination Code of Conduct (please read carefully)

To ensure justice and equity, the behaviors of all examinees will be caught automatically in the exam system, recorded in Tencent Meeting (VooV) and in another screen recording application. Please strictly obey the examination code of conduct, and commonly maintain a fair environment of examination.

- Requirements of Exam Environment and proctoring device:

1. Complete the exam independently in a quiet, private and undisturbed room with ample lighting and stable internet connectivity;

2. Position the proctoring mobile phone for Tencent Meeting at the side and 1.5 to 2 meters away behind the candidate, and higher than the height of the candidate when seated (Floor-standing phone holder is recommended). The proctoring view must always show the candidate's hands and full body, the computer screen and the surrounding environment. Keep the exam desk clean. A sample image is shown below:



- During the exam, the following behaviors (including but not limited to) will be considered as cheating violations:

1. Take the exam in public places such as libraries, cafes, institution classrooms, or teachers' offices;
2. Turn off camera, leave proctoring without permission, disconnect more than 5 minutes, intentionally block the camera, back-lighting, interfere with normal monitoring screen shooting, intentionally block your face, hands, desk, or computer screen;

3. Change your body position or posture frequently or drastically, leave your seat without permission and go out of the monitoring range;

4. Hire others to take the exam in your stead, acquire guidance from others around, or communicate/speak with others, appear any unrelated individuals;

5. Search any written or printed materials unless expressly permitted, appear any exam-related materials in the desk;

6. Search online through any mobile device, communicate with others by oral, electronic or written means;

7. Log in the exam system from different locations, abnormal IP addresses, or different devices at the same time;

8. Use kinds of communication software, especially software with screen casting function, screen live streaming function (e.g. LeCast), and remote collaboration tools (e.g. Sunflower, Teamview), network proxy programs and VPN programs using overseas IPs and networks, etc.;

9. Any other behaviors that break the fairness of the exam;

- Punishment Measures for cheating violations:
 1. Any cheating violations by the candidate will result in the invalidation of the exam score;
 2. In cases of severe misconduct, the individual will be placed on the candidate blacklist and permanently banned from participating in any assessments or activities organized by ASEEDER.
 3. Cheating violations will be reported to the candidate's school and to prestigious universities, including Oxford and Cambridge
- Buying and selling of exam questions and answers is illegal, and ASEEDER reserves the right to pursue legal action;
- In order to maintain a fair exam environment, ASEEDER encourages students to report all violations anonymously, and will investigate and seriously deal with all reports.
- ASEEDER reserves the right to review the results of all candidates. If you receive a review notification, you must submit relevant score verification materials as requested within the specified time frame. If you do not submit within the designated time period, your results will be considered as invalid.

III. Important Notes

1. **Answering:** 40 multiple choice questions, 1 point for each correct answer (subject to the actual situation). Scores will be given by the answers submitted in exam system. Only when you submit the answers satisfying the requirement will be given scores;

2. Important timestamp:

Join the Tencent meeting 1 hour before the beginning of exam; log in exam system 30 minutes before the beginning of exam; Exam will start on time; You are **NOT** allowed to log in exam system after 15 minutes of beginning of exam; You are allowed to submit and exit exam system and Tencent Meeting (VooV) 5 minutes before the end of exam; When the time is up, the exam system will automatically end the contest.

3. Items allowed and NOT allowed:

➤ Items allowed to bring:

- (1) ID card/passport/household register/student card;
- (2) Black or blue pens, pencils, erasers, rulers and blank scratch papers;
- (3) A non-programmable, non-graphing calculator;

➤ Items NOT allowed to bring:

- (1) Smart watches, mobile phones, earphones or other electronic equipment;
- (2) Any item except stationery allowed for the exam.

Part 2: Guidance for Use of Proctoring and Exam System

I. Tencent Meeting (VooV) as a proctoring platform

1. Downloading and using Tencent Meeting (VooV) To ensure proper proctoring, please download and update the latest version of the Tencent Meeting(VooV) app.

(1) Download

- IOS devices: Open the APP Store, search for "Tencent Meeting," and click on download;
- Android devices: Enter the application market, search for "Tencent Meeting," and click on download. If it is not available in the application market, it can be downloaded through the official website.



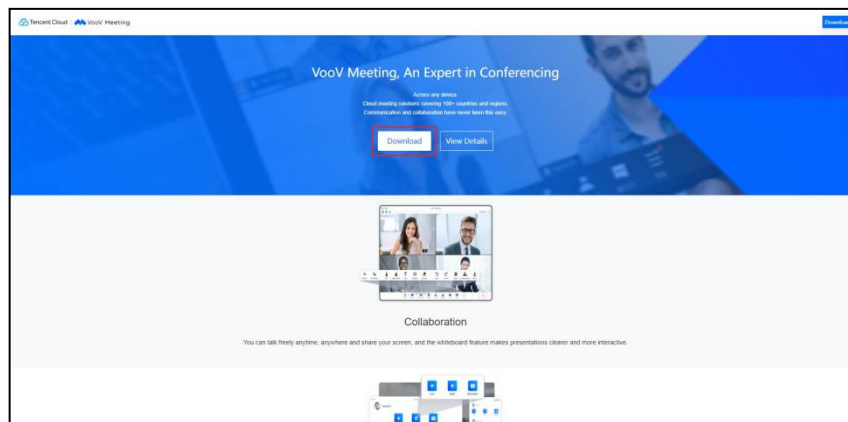
【IOS APP Store】



【Android application market】

Tencent Meeting Download (for Users with China mainland mobile numbers): <https://meeting.tencent.com/mobile/>

VooV Download (for Users with other area mobile numbers): <https://voovmeeting.com/mobile/>



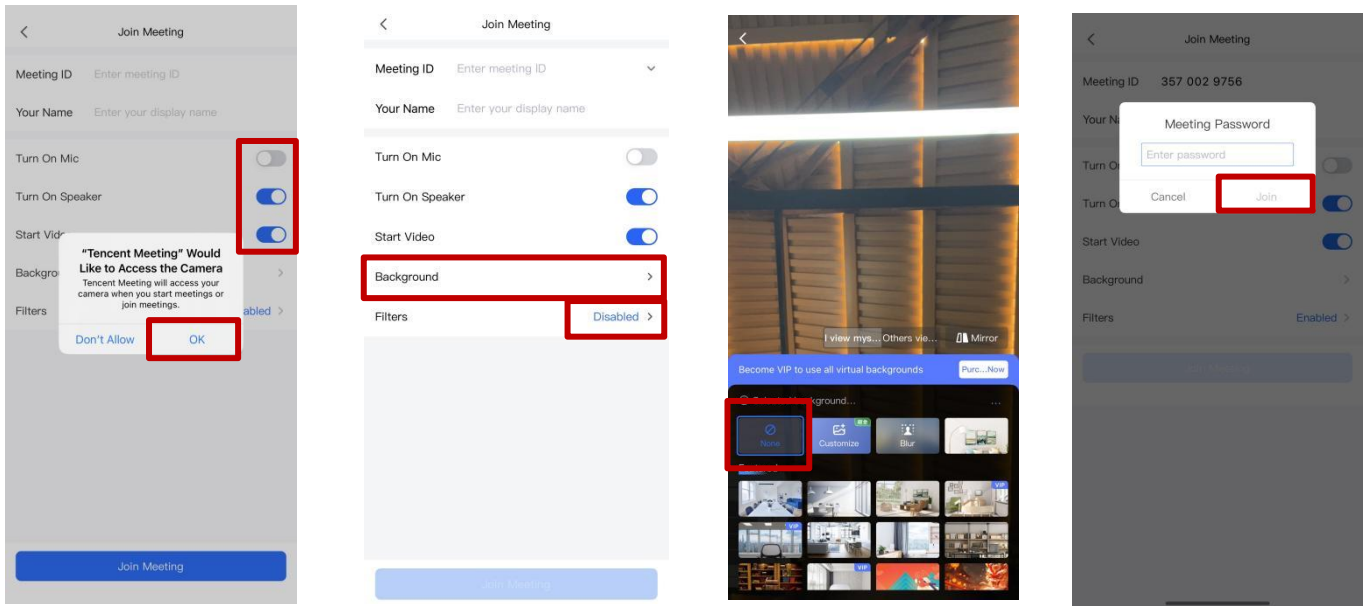
(2) Join the meeting

- ① Log in with WeChat or mobile phone number, check "I have read and agree to Service Agreement and Privacy Policy";
- ② Click on "Join", enter the meeting ID, and fill in the name as the account number + name. The meeting ID, password, account number, and other information should be based on the information in My Registration - the corresponding competition - Information Inquiry in the WeChat mini program "ASEEDER Limited";



③ Do NOT turn on mic, turn on speaker and start video, allow Tencent Meeting to access the camera. Click on Background, and **choose "none"**. Virtual backgrounds and filters are **NOT** allowed to use, you must set before joining the meeting;

④ Enter the meeting password and click on "Join."



2. Requirement of proctoring device: Click the [link](#) and view the requirement of examinees and proctoring device position .

(1) Please prepare mobile devices (such as mobile phone, iPad, etc.) equipped with cameras and microphones that can be used, and enter the proctoring platform during the exam (Tencent Meeting).

(2) During the exam, the hands and full body of the examinees, the entire computer screen for the exam, and the surrounding environment must be caught in. Do NOT shoot against the light. Remove any exam-related books and other items from the desk, as shown below;



(3) How to set your proctoring device to "Never" on Auto-Lock.

- IOS devices: Go to Settings > Display & Brightness > Auto Lock, and select "Never";
- Android devices: Android phones need to open "Developer Options" first. As the developer options for each brand differ, please do your own Baidu search on how to open the developer options for your phone brand. After opening the Developer Options, turn on "Do not lock the screen (screen will not sleep when charging)" in Developer Options.

(4) Turn on Wi-Fi and close other apps except for Tencent Meeting (VooV). Ensure that



your Mobile Phone is fully charged and the Wi-Fi network smooth. Phone calls or any other software that would interfere with proctoring during the exam are NOT allowed;

- (5) Please join the audio and start the video.
- (6) Screen name must be set as account number+name, for example, 012345 Sheldon Lee Cooper.
- (7) The Requirements for the proctoring device are the same for [Preset Camera Position] session and the formal exam.



Requirement of Proctoring Device

II. Exam System

1. Formal Exam link: <https://www.seedasdan.asia/en/ipcspc-en/>

2. Requirements for Examination Equipment:

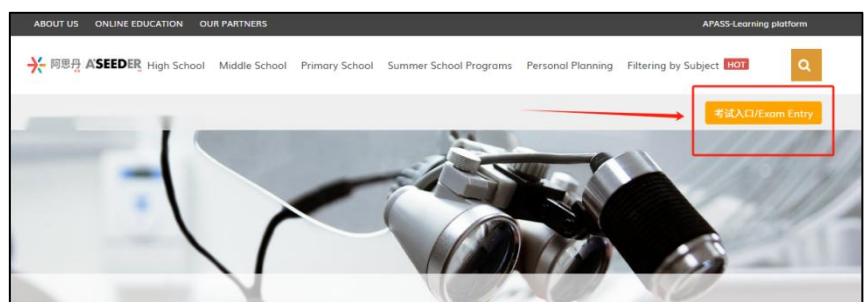
- **Computer or laptop with a working camera; Do not use pad or phone**
- Computer Configuration: Windows: 8G, quad-core CPU; MacOS: Core i5, M1, M2CPU are recommended
- Computer System: win10 or newer; Mac ios11 or newer
- Browser: the latest version of Google Chrome is recommended
- Network Bandwidth: no slower than 20Mbps; 50 Mbps is recommended
- Other (essential): Requires the computer or laptop with a camera (built-in or external)

*The Organizing Committee does not accept any complaint resulting from the network, and the answers submitted in the exam system shall prevail.

3. Instruction of Online Exam System

Step 1:

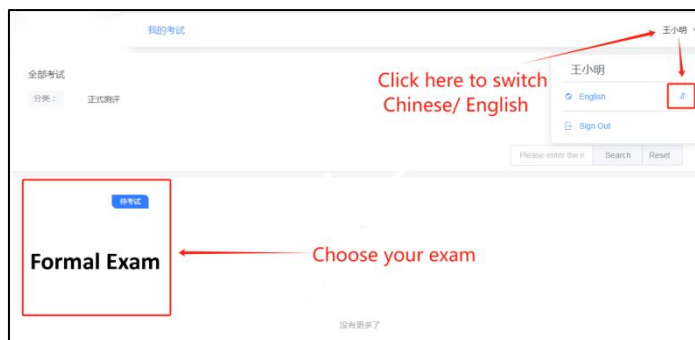
Go to the official website, and click on the upper right corner button 【考试入口/Exam Entry】



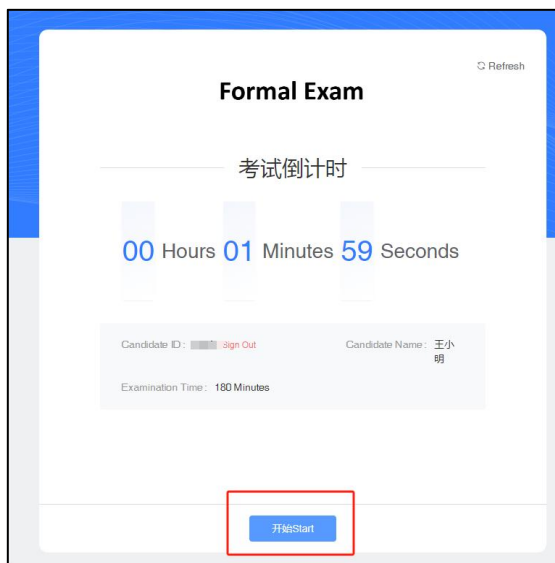
Step 2:

Enter your Account Number and Password to log in

Step 3:
Choose your exam



Step 4:
Enter Time Countdown page and click [Start]



Step 5:
Click “I have read and agreed...” and click “Yes”

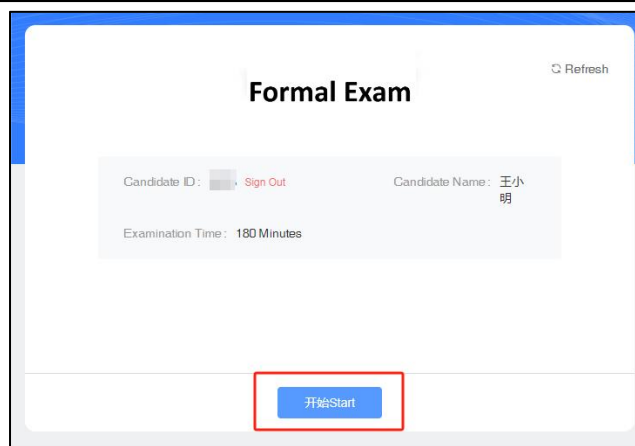


Step 6:
Check your camera on computer. Return to the pre-exam page.



Step 7:

When the time countdown end, click “Start” to start the exam.



Step 8:

Refer to the annotations in the diagram for instructions on how to operate the answer page

If you have already clicked the choice or typed in the number, but that question number on the left column does not turn blue, you should check your network before submitting. Please submit your answer under stable network, otherwise the committee will not receive your answer. Your answers will be automatically saved under stable network. When the time is up, the exam system will automatically end the exam.

If the problem can not be fully displayed or blocked, you can click the middle part shown in the picture to drop down





Mock Exam & Exam System Instructions

Part 3: Q&A

Q: As a Homebased-Online participants at home, do I need to download and print the admission ticket?

A: No. Homebased-Online participants need to log into the Wechat Mini Program "ASEEDER Limited", click on **【My registration】** - the corresponding competition - **【Information Inquiry】** to obtain important exam information such as the Tencent Meeting ID and password, the account number and password, and etc.

Q: I want to enter the Tencent Meeting for testing, but I cannot enter / the meeting ID is invalid / the password is incorrect. What should I do?

A: The Tencent Meeting is only open for Presetting Camera Position and the formal exam; so you cannot be enter at other times. Please enter the meeting within the specified time. If you are unable to enter the meeting within the specified time, you can scan the responding QR code on the next page and contact ASEEDER staff for assistance.

Q: What should I do if the student is at school / in class / has other arrangements and cannot participate in the Preset Camera Position session?

A: Parents can assist. Please join the meeting within the specified time and follow the instructions of the proctor.

Q: What should I do if I do not have an ID card?

A: Prepare a valid identification document. Any one of the following is acceptable: ID card, passport, household registration, or student ID.

Q: Can I use a Pad as the proctoring device?

A: The exam employs triple anti-cheating supervision; therefore, each participant must prepare one exam device and one proctoring device. The proctoring device must join the Tencent Meeting throughout the exam. Pad or phone with a functioning camera and microphone can be used as a proctoring device, but you must download the Tencent Meeting app; the web version or Mini-Program cannot be used to join the meeting.

Q: There are no exam papers in the exam system, what should I do?

A: The opening time for the mock exam paper is subject to the notification. The formal exam paper will be available approximately 1 hour before the exam starts; no papers will be displayed at other times. If the paper does not appear during the opening time, refresh the page, click the small arrow next to your name in the upper right corner, log out, and confirm you are using the account number and password found in the Information Inquiry of the corresponding exam. If the paper still does not appear, please privately message the proctor in the Tencent Meeting chat box or or scan the responding QR code on the next page and contact ASEEDER staff for assistance.

Q: What should I do if I encounter problems during the exam?

A: During the formal exam, students and parents are not allowed to unmute in the Tencent Meeting. If you have any questions, please privately message the proctor in the chat box or scan the responding QR code on the next page and contact ASEEDER staff for assistance.

Part 4: Wechat Q&A Service

Scan the QR code below. Click **【转人工(Manual Service)】**. You may put forward questions before and during the exam (do not contact on the proctoring phone during the exam).



【Subscribe ASEEDER Limited for More Information】



ASEEDER

January, 2026

ASEEDER

Beijing: Room 9-6, Tower A, SOHO Phase II, Guanghua Road,
Chaoyang District

Shanghai: Room 1702, Building 2, Kaide Guozheng
Center, No. 489 Zhengli Road, Yangpu District

Shenzhen: 2712-2713, 27th Floor, Baoshan Times
Building, Longhua District

Chengdu: 21F, LIPPO TOWER No.62 North Kehua Road,
Wuhou District

Telephone: 400-9999-615

Website: www.seedasdan.asia

Email: science@seedasdan.asia



ASEEDER